The Safety Company

# MSA V-SERIES®
# Fall Protection Equipment

**WE KNOW WHAT'S AT STAKE.**

# V-SERIES® Full-Body Harnesses

Because the safest fall protection is the one you'll actually want to wear, each V-SERIES harness includes unique features to deliver **exceptional comfort**—so you can focus on your work, not your harness:

### Superior comfort
The exclusive racing style allows for a close, comfortable fitting harness—eliminating the need for bulky chest straps or cumbersome buckles.

### Flexibility
The racing style creates an athletic cut, contouring the harness to the body for improved upper torso movement on the job.

### Adjustability
Pull-down adjustment on each harness allows you to quickly get the right fit, that lasts throughout the work day.

## V-FORM® Harness
**Setting the Standard**

*Features:*
- Racing-style
- Athletic cut
- Pull-down adjustment
- Easy-to-inspect stitch patterns

## V-FORM®+ Harness
**Advancing the Standard**

*Features:*

*All the benefits of the V-FORM, plus...*
- Body-conforming shoulder pad
- Dedicated attachment point for personal fall limiters

## V-FIT® Harness
**Raising Expectations**

*Features:*

*All the benefits of the V-FORM+, and...*
- Removable, body-conforming shoulder pad
- Horizontal leg straps
- Aluminum hardware

## V-FLEX® Harness
**Changing the Game**

*Features:*

*All the benefits of the V-FIT, plus...*
- Thermoform shoulder pad designed for cooling
- Leg padding
- Swiveling hip juncture for mobility
- Integrated suspension trauma straps
- Re-settable lanyard keepers

### Harness Size Chart for V-SERIES Harnesses

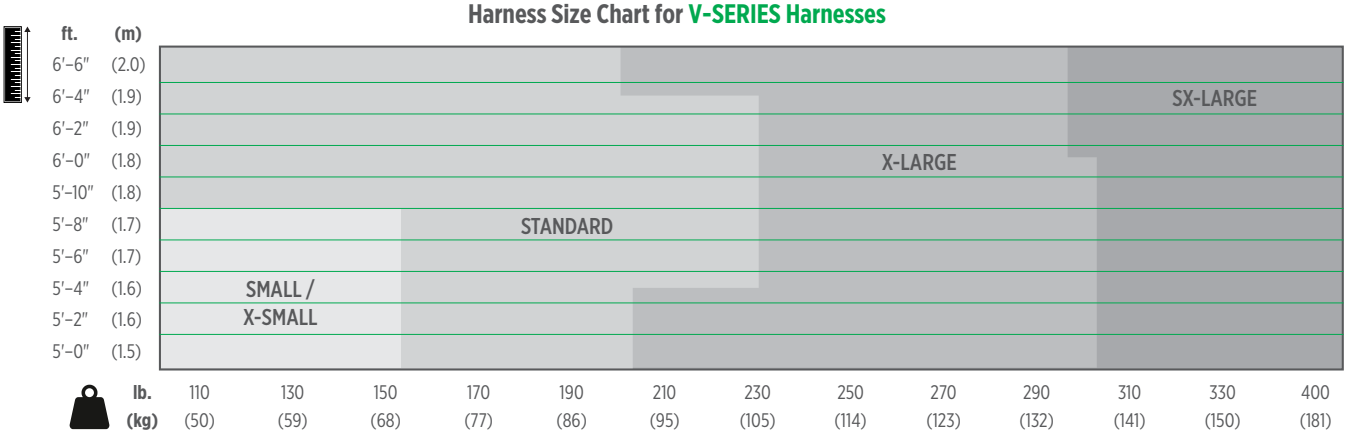

## V-FLEX® Full-Body Harness

### Superior Comfort

**1** Using a patented RaceFLEX connection, webbing is routed across the chest for a secure and comfortable fit—eliminating the need for bulky chest straps or cumbersome buckles.

**2** Reduce fatigue with flexible foam shoulder pad that responds to your movement to conform to your body, eliminating pressure points and chafing.

**3** Keep cool and reduce heat stress with interior padding designed with channels for continuous air flow and ventilation.

### Flexibility

**4** Using an exclusive racing style design, webbing contours to the torso, reducing the need for adjustments throughout the day and allowing for better mobility on the job.

**5** Featuring a patented hip connection, the harness "flexes" with the worker, reducing fatigue throughout the day.

### Adjustability

**6** Pull down adjustment allows you to quickly and easily get the right fit that last throughout the work day.

### V-FLEX Harness Padding

Contoured padding fits the body's normal curves to reduce pinch points and chaffing.

Closed cell foam reduces moisture build-up—keeping your pad from getting soggy and extending the life of your harness.

Keep cool and reduce heat stress with interior padding designed with channels for continuous air flow. Vented "V" feature allows for fresh air to flow from outside the pad, to inside.

*Check out our **Harness Heat Study** here!*

## V-FLEX® Full-Body Harness Ordering Information

| V-FLEX Standard Full-Body Harnesses | | | | | | | | | | | | |
|---|---|---|---|---|---|---|---|---|---|---|---|---|
| Part Number | Size (See chart on page 2.) | | | | D-Ring Configuration | | | Leg Straps | | Standards | | |
| | XSM | STD | XLG | SXL | Back | Chest | Hip | Tongue Buckle | Quick-Connect | ANSI Z359.11 | CSA Z259.5 | OSHA |
| 10239822 | ■ | | | | ■ | | | | ■ | ■ | ■ | ■ |
| 10239740 | | ■ | | | ■ | | | | ■ | ■ | ■ | ■ |
| 10239981 | | | ■ | | ■ | | | | ■ | ■ | ■ | ■ |
| 10239982 | | | | ■ | ■ | | | | ■ | ■ | ■ | ■ |
| 10239983 | ■ | | | | ■ | | | ■ | | ■ | ■ | ■ |
| 10239984 | | ■ | | | ■ | | | ■ | | ■ | ■ | ■ |
| 10239985 | | | ■ | | ■ | | | ■ | | ■ | ■ | ■ |
| 10239986 | | | | ■ | ■ | | | ■ | | ■ | ■ | ■ |

| V-FLEX Standard Full-Body Harnesses with Front D-Ring | | | | | | | | | | | | |
|---|---|---|---|---|---|---|---|---|---|---|---|---|
| Part Number | Size (See chart on page 2.) | | | | D-Ring Configuration | | | Leg Straps | | Standards | | |
| | XSM | STD | XLG | SXL | Back | Chest | Hip | Tongue Buckle | Quick-Connect | ANSI Z359.11 | CSA Z259.5 | OSHA |
| 10211316 | ■ | | | | ■ | ■ | | | ■ | ■ | ■ | ■ |
| 10211317 | | ■ | | | ■ | ■ | | | ■ | ■ | ■ | ■ |
| 10211318 | | | ■ | | ■ | ■ | | | ■ | ■ | ■ | ■ |
| 10211319 | | | | ■ | ■ | ■ | | | ■ | ■ | ■ | ■ |
| 10211320 | ■ | | | | ■ | ■ | | ■ | | ■ | ■ | ■ |
| 10211321 | | ■ | | | ■ | ■ | | ■ | | ■ | ■ | ■ |
| 10211322 | | | ■ | | ■ | ■ | | ■ | | ■ | ■ | ■ |
| 10211323 | | | | ■ | ■ | ■ | | ■ | | ■ | ■ | ■ |

| V-FLEX Construction Full-Body Harnesses | | | | | | | | | | | | |
|---|---|---|---|---|---|---|---|---|---|---|---|---|
| Part Number | Size (See chart on page 2.) | | | | D-Ring Configuration | | | Leg Straps | | Standards | | |
| | XSM | STD | XLG | SXL | Back | Chest | Hip | Tongue Buckle | Quick-Connect | ANSI Z359.11 | CSA Z259.5 | OSHA |
| 10211324 | ■ | | | | ■ | | ■ | | ■ | ■ | ■ | ■ |
| 10211325 | | ■ | | | ■ | | ■ | | ■ | ■ | ■ | ■ |
| 10211326 | | | ■ | | ■ | | ■ | | ■ | ■ | ■ | ■ |
| 10211327 | | | | ■ | ■ | | ■ | | ■ | ■ | ■ | ■ |
| 10211328 | ■ | | | | ■ | | ■ | ■ | | ■ | ■ | ■ |
| 10211329 | | ■ | | | ■ | | ■ | ■ | | ■ | ■ | ■ |
| 10211330 | | | ■ | | ■ | | ■ | ■ | | ■ | ■ | ■ |
| 10211331 | | | | ■ | ■ | | ■ | ■ | | ■ | ■ | ■ |
| 10211342 | ■ | | | | ■ | ■ | ■ | | ■ | ■ | ■ | ■ |
| 10211343 | | ■ | | | ■ | ■ | ■ | | ■ | ■ | ■ | ■ |
| 10211344 | | | ■ | | ■ | ■ | ■ | | ■ | ■ | ■ | ■ |
| 10211345 | | | | ■ | ■ | ■ | ■ | | ■ | ■ | ■ | ■ |
| 10211346 | ■ | | | | ■ | ■ | ■ | ■ | | ■ | ■ | ■ |
| 10211347 | | ■ | | | ■ | ■ | ■ | ■ | | ■ | ■ | ■ |
| 10211348 | | | ■ | | ■ | ■ | ■ | ■ | | ■ | ■ | ■ |
| 10211349 | | | | ■ | ■ | ■ | ■ | ■ | | ■ | ■ | ■ |

## V-FIT® Full-Body Harness

### Superior Comfort

**1** Using a patented RaceFLEX™ connection, webbing is routed across the chest for a secure and comfortable fit— eliminating the need for bulky chest straps or cumbersome buckles.



*RaceFLEX Chest Buckle*

**2** Shoulder padding responds to your movement to conform to your body, eliminating pressure points and chafing. Shoulder padding can be removed for cleaning, extending the life of the harness.

**3** Patented leg strap design keeps leg straps in place as webbing lies horizontally across the thighs, creating a more natural fit.

### Flexibility

**4** The RaceFLEX Buckle creates an athletic cut contouring the harness to the body and improving upper torso movement on the job.

### Adjustability

**5** Pull-down adjustment allows you to quickly and easily get the right fit that lasts throughout the work day.

**6** Dedicated attachment point for Personal Fall Limiters allows for quick and easy attachment, and keeps your back D-ring free for other use.

*Dedicated PFL attachment*

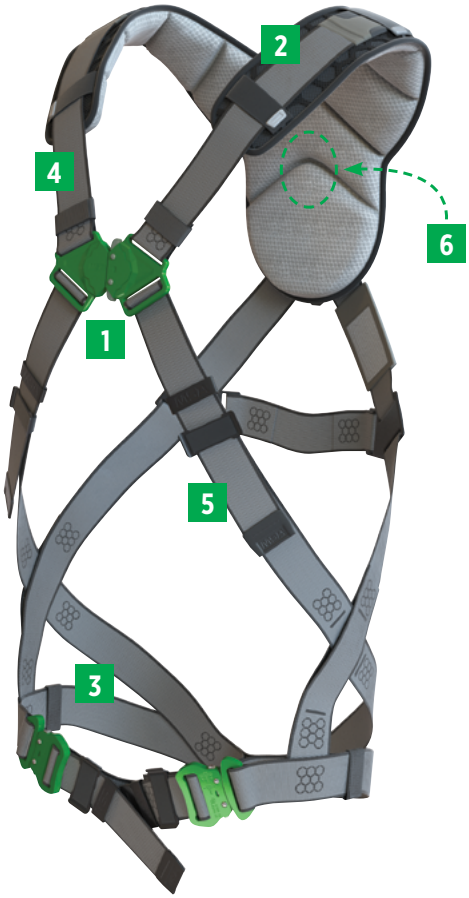


### V-FIT Construction Harness Adjustable Waist Pad

The V-FIT Harness' adjustable waist pad allows you to position the waist pad specifically for you and your work day. With its patented design, the V-FIT waist pad can be adjusted higher on your torso for lumbar support or lower for work positioning applications. Designed around pressure points and by choosing breathable materials, the V-FIT waist pad delivers ultimate on-the-job comfort.

*V-FIT Construction Harness with tongue buckles*

*V-FIT Standard Harness with quick-connect buckles*

## V-FIT® Full-Body Harness Ordering Information

**V-FIT Construction Full-Body Harnesses**

| Part Number | Size (See chart on page 2.) | | | | D-Ring Configuration | | Leg Straps | | Padding | | Suspension Relief | Standards | | |
|---|---|---|---|---|---|---|---|---|---|---|---|---|---|---|
| | XSM | STD | XLG | SXL | Back, Chest, & Hip | Back & Hips | Tongue Buckle | Quick-Connect | Shoulder & Lumbar | Shoulder, Leg, & Lumbar | | ANSI Z359.11 | CSA Z259.10 | OSHA |
| 10195133 | ■ | | | | | ■ | | ■ | ■ | | | ■ | ■ | ■ |
| 10195134 | | ■ | | | | ■ | | ■ | ■ | | | ■ | ■ | ■ |
| 10195135 | | | ■ | | | ■ | | ■ | ■ | | | ■ | ■ | ■ |
| 10195136 | | | | ■ | | ■ | | ■ | ■ | | | ■ | ■ | ■ |
| 10195140 | ■ | | | | ■ | | ■ | | ■ | | | ■ | ■ | ■ |
| 10195141 | | ■ | | | ■ | | ■ | | ■ | | | ■ | ■ | ■ |
| 10195142 | | | ■ | | ■ | | ■ | | ■ | | | ■ | ■ | ■ |
| 10195143 | | | | ■ | ■ | | ■ | | ■ | | | ■ | ■ | ■ |
| 10195149 | | ■ | | | | ■ | ■ | | ■ | | | ■ | ■ | ■ |
| 10195150 | | | ■ | | | ■ | ■ | | ■ | | | ■ | ■ | ■ |
| 10195151 | | | | ■ | | ■ | ■ | | ■ | | | ■ | ■ | ■ |
| 10195181 | | ■ | | | | ■ | ■ | | | ■ | | ■ | ■ | ■ |
| 10195182 | | | ■ | | | ■ | ■ | | | ■ | | ■ | ■ | ■ |
| 10262488 | | ■ | | | | ■ | ■ | | | ■ | ■ | ■ | ■ | ■ |
| 10262489 | | | ■ | | | ■ | ■ | | | ■ | ■ | ■ | ■ | ■ |

**V-FIT Standard Full-Body Harnesses with Front D-Ring**

| Part Number | Size (See chart on page 2.) | | | | D-Ring Configuration | | | Leg Straps | | Padding | Standards | | |
|---|---|---|---|---|---|---|---|---|---|---|---|---|---|
| | XSM | STD | XLG | SXL | Back & Chest | Back, Chest, & Hip | Shoulder | Tongue Buckle | Quick-Connect | Shoulder | ANSI Z359.11 | CSA Z259.10 | OSHA |
| 10194673 | ■ | | | | ■ | | | | ■ | ■ | ■ | ■ | ■ |
| 10194656 | | ■ | | | ■ | | | | ■ | ■ | ■ | ■ | ■ |
| 10194657 | | | ■ | | ■ | | | | ■ | ■ | ■ | ■ | ■ |
| 10194862 | | | | ■ | ■ | | | | ■ | ■ | ■ | ■ | ■ |
| 10194863 | ■ | | | | | ■ | | | ■ | ■ | ■ | ■ | ■ |
| 10194864 | | ■ | | | | ■ | | | ■ | ■ | ■ | ■ | ■ |
| 10194865 | | | ■ | | | ■ | | | ■ | ■ | ■ | ■ | ■ |
| 10194866 | | | | ■ | | ■ | | | ■ | ■ | ■ | ■ | ■ |
| 10194892 | ■ | | | | ■ | | | ■ | | ■ | ■ | ■ | ■ |
| 10194893 | | ■ | | | ■ | | | ■ | | ■ | ■ | ■ | ■ |
| 10194894 | | | ■ | | ■ | | | ■ | | ■ | ■ | ■ | ■ |
| 10194895 | | | | ■ | ■ | | | ■ | | ■ | ■ | ■ | ■ |
| 10194896 | ■ | | | | | ■ | | ■ | | ■ | ■ | ■ | ■ |
| 10194897 | | ■ | | | | ■ | | ■ | | ■ | ■ | ■ | ■ |
| 10194898 | | | ■ | | | ■ | | ■ | | ■ | ■ | ■ | ■ |
| 10194899 | | | | ■ | | ■ | | ■ | | ■ | ■ | ■ | ■ |
| 10194900 | ■ | | | | | | ■ | ■ | | ■ | ■ | ■ | ■ |
| 10194905 | | ■ | | | | | ■ | ■ | | ■ | ■ | ■ | ■ |
| 10194906 | | | ■ | | | | ■ | ■ | | ■ | ■ | ■ | ■ |
| 10194907 | | | | ■ | | | ■ | ■ | | ■ | ■ | ■ | ■ |

## V-FIT® Full-Body Harness Ordering Information

| V-FIT Standard Full-Body Harnesses | | | | | | | | | | | | | | | | | |
|---|---|---|---|---|---|---|---|---|---|---|---|---|---|---|---|---|---|
| | Size (See chart on page 2.) | | | | D-Ring Configuration | | | | Leg Straps | | Padding | | | Suspension Relief | Standards | | |
| Part Number | XSM | STD | XLG | SXL | Back | Back & Hips | Back, Shoulder | Back, Hip, & Shoulder | Tongue Buckle | Quick-Connect | None | Shoulder | Shoulder & Leg | | ANSI Z359.11 | CSA Z259.10 | OSHA |
| 10194536 | ■ | | | | ■ | | | | | ■ | | ■ | | | ■ | ■ | ■ |
| 10194630 | | ■ | | | ■ | | | | | ■ | | ■ | | | ■ | ■ | ■ |
| 10194671 | | | ■ | | ■ | | | | | ■ | | ■ | | | ■ | ■ | ■ |
| 10194672 | | | | ■ | ■ | | | | | ■ | | ■ | | | ■ | ■ | ■ |
| 10194872 | ■ | | | | | ■ | | | | ■ | | ■ | | | ■ | ■ | ■ |
| 10194873 | | ■ | | | | ■ | | | | ■ | | ■ | | | ■ | ■ | ■ |
| 10194874 | | | ■ | | | ■ | | | | ■ | | ■ | | | ■ | ■ | ■ |
| 10194875 | | | | ■ | | ■ | | | | ■ | | ■ | | | ■ | ■ | ■ |
| 10194888 | ■ | | | | ■ | | | | ■ | | | ■ | | | ■ | ■ | ■ |
| 10194889 | | ■ | | | ■ | | | | ■ | | | ■ | | | ■ | ■ | ■ |
| 10194890 | | | ■ | | ■ | | | | ■ | | | ■ | | | ■ | ■ | ■ |
| 10194891 | | | | ■ | ■ | | | | ■ | | | ■ | | | ■ | ■ | ■ |
| 10194908 | ■ | | | | | ■ | | | ■ | | | ■ | | | ■ | ■ | ■ |
| 10194909 | | ■ | | | | ■ | | | ■ | | | ■ | | | ■ | ■ | ■ |
| 10194910 | | | ■ | | | ■ | | | ■ | | | ■ | | | ■ | ■ | ■ |
| 10194931 | | | | ■ | | ■ | | | ■ | | | ■ | | | ■ | ■ | ■ |
| 10194936 | ■ | | | | | | ■ | | ■ | | | ■ | | | ■ | ■ | ■ |
| 10194937 | | ■ | | | | | ■ | | ■ | | | ■ | | | ■ | ■ | ■ |
| 10194938 | | | ■ | | | | ■ | | ■ | | | ■ | | | ■ | ■ | ■ |
| 10194939 | | | | ■ | | | ■ | | ■ | | | ■ | | | ■ | ■ | ■ |
| 10194940 | ■ | | | | | | | ■ | ■ | | | ■ | | | ■ | ■ | ■ |
| 10194941 | | ■ | | | | | | ■ | ■ | | | ■ | | | ■ | ■ | ■ |
| 10194942 | | | ■ | | | | | ■ | ■ | | | ■ | | | ■ | ■ | ■ |
| 10194943 | | | | ■ | | | | ■ | ■ | | | ■ | | | ■ | ■ | ■ |
| 10194961 | | ■ | | | | ■ | | | | ■ | | | ■ | | ■ | ■ | ■ |
| 10194962 | | | ■ | | | ■ | | | | ■ | | | ■ | | ■ | ■ | ■ |
| 10195038 | | ■ | | | ■ | | | | | ■ | ■ | | | | ■ | ■ | ■ |
| 10195039 | | | ■ | | ■ | | | | | ■ | ■ | | | | ■ | ■ | ■ |
| 10195092 | | ■ | | | ■ | | | | ■ | | ■ | | | | ■ | ■ | ■ |
| 10195093 | | | ■ | | ■ | | | | ■ | | ■ | | | | ■ | ■ | ■ |
| 10195110 | | ■ | | | | ■ | | | ■ | | ■ | | | | ■ | ■ | ■ |
| 10195111 | | | ■ | | | ■ | | | ■ | | ■ | | | | ■ | ■ | ■ |
| 10262484 | | ■ | | | ■ | | | | | ■ | | | ■ | ■ | ■ | ■ | ■ |
| 10262485 | | | ■ | | ■ | | | | | ■ | | | ■ | ■ | ■ | ■ | ■ |
| 10262486 | | ■ | | | ■ | | | | ■ | | | | ■ | ■ | ■ | ■ | ■ |
| 10262487 | | | ■ | | ■ | | | | ■ | | | | ■ | ■ | ■ | ■ | ■ |

## V-FIT® Derrick and Tower Full-Body Harness Ordering Information

| V-FIT Derrick Full-Body Harnesses | | | | | | | | | | |
|---|---|---|---|---|---|---|---|---|---|---|
| | Size (See chart on page 2.) | | | | D-Ring Configuration | Leg Straps | Padding | Standards | | |
| Part Number | XSM | STD | XLG | SXL | Back, Chest, & Hip | Tongue Buckle | Shoulder & Lumbar | ANSI Z359.11 | CSA Z259.10 | OSHA |
| 10195204 | ■ | | | | ■ | ■ | ■ | ■ | ■ | ■ |
| 10195205 | | ■ | | | ■ | ■ | ■ | ■ | ■ | ■ |
| 10195206 | | | ■ | | ■ | ■ | ■ | ■ | ■ | ■ |
| 10195207 | | | | ■ | ■ | ■ | ■ | ■ | ■ | ■ |

| V-FIT Tower Full-Body Harnesses with Front D-Ring | | | | | | | | | | | | | |
|---|---|---|---|---|---|---|---|---|---|---|---|---|---|
| | Size (See chart on page 2.) | | | | D-Ring Configuration | Leg Straps | | Tool Belt | | Padding | Standards | | |
| Part Number | XSM | STD | XLG | SXL | Back, Hip, & Shoulder | Tongue Buckle | Quick-Connect | Tongue Buckle | Quick-Connect | Shoulder, Leg, & Lumbar | ANSI Z359.11 | CSA Z259.10 | OSHA |
| 10218041 | ■ | | | | ■ | ■ | | ■ | | ■ | ■ | ■ | ■ |
| 10218042 | | ■ | | | ■ | ■ | | ■ | | ■ | ■ | ■ | ■ |
| 10218043 | | | ■ | | ■ | ■ | | ■ | | ■ | ■ | ■ | ■ |
| 10218045 | | | | ■ | ■ | ■ | | ■ | | ■ | ■ | ■ | ■ |
| 10218046 | ■ | | | | ■ | | ■ | | ■ | ■ | ■ | ■ | ■ |
| 10218048 | | ■ | | | ■ | | ■ | | ■ | ■ | ■ | ■ | ■ |
| 10218049 | | | ■ | | ■ | | ■ | | ■ | ■ | ■ | ■ | ■ |
| 10218050 | | | | ■ | ■ | | ■ | | ■ | ■ | ■ | ■ | ■ |

*V-FIT Derrick Harness*

*V-FIT Tower Harness*

## V-FORM®+ Full-Body Harness

### Superior Comfort

**1** The patented racing-style allows for a close, comfortable harness fit — eliminating the need for bulky chest straps or cumbersome buckles.

**2** Shoulder padding responds to your movement to conform to your body, eliminating pressure points and chafing.

### Increased Flexibility

**3** The racing-style buckle creates an athletic cut, contouring the harness to the body and improving upper torso movement on the job.

### Adjustability

**4** Pull-down adjustment allows you to quickly and easily get the right fit that lasts throughout the work day.

**5** Dedicated attachment point for Personal Fall Limiters allows for quick and easy attachment, and keeps your back D-ring free for other use.

*V-FORM+ Harness with tongue-buckle leg straps*

*V-FORM+ Harness with quick-connect leg straps*

## V-FORM®+ Full-Body Harness Ordering Information

| V-FORM+ Harnesses | | | | | | | | | | | | |
|---|---|---|---|---|---|---|---|---|---|---|---|---|
| | D-Ring Configuration | | | | Size (See chart on page 2.) | | | | Leg Buckle Type | | Padding | Standards |
| Part Number | Back | Back, Hips | Back, Chest | Back, Chest, Hips | XSM | STD | XLG | SXL | Tongue Buckle | Quick-Connect | Shoulder | ANSI Z359.11/ CSA Z259.10/ OSHA |
| 10206085 | ■ | | | | ■ | | | | ■ | | ■ | ■ |
| 10205845 | ■ | | | | | ■ | | | ■ | | ■ | ■ |
| 10206086 | ■ | | | | | | ■ | | ■ | | ■ | ■ |
| 10206087 | ■ | | | | | | | ■ | ■ | | ■ | ■ |
| 10206088 | | ■ | | | ■ | | | | ■ | | ■ | ■ |
| 10206089 | | ■ | | | | ■ | | | ■ | | ■ | ■ |
| 10206090 | | ■ | | | | | ■ | | ■ | | ■ | ■ |
| 10206091 | | ■ | | | | | | ■ | ■ | | ■ | ■ |
| 10206092 | | | ■ | | ■ | | | | ■ | | ■ | ■ |
| 10206093 | | | ■ | | | ■ | | | ■ | | ■ | ■ |
| 10206094 | | | ■ | | | | ■ | | ■ | | ■ | ■ |
| 10206095 | | | ■ | | | | | ■ | ■ | | ■ | ■ |
| 10206136 | | | | ■ | ■ | | | | ■ | | ■ | ■ |
| 10206137 | | | | ■ | | ■ | | | ■ | | ■ | ■ |
| 10206138 | | | | ■ | | | ■ | | ■ | | ■ | ■ |
| 10206139 | | | | ■ | | | | ■ | ■ | | ■ | ■ |
| 10206100 | ■ | | | | ■ | | | | | ■ | ■ | ■ |
| 10206101 | ■ | | | | | ■ | | | | ■ | ■ | ■ |
| 10206102 | ■ | | | | | | ■ | | | ■ | ■ | ■ |
| 10206103 | ■ | | | | | | | ■ | | ■ | ■ | ■ |
| 10206104 | | ■ | | | ■ | | | | | ■ | ■ | ■ |
| 10206105 | | ■ | | | | ■ | | | | ■ | ■ | ■ |
| 10206106 | | ■ | | | | | ■ | | | ■ | ■ | ■ |
| 10206107 | | ■ | | | | | | ■ | | ■ | ■ | ■ |
| 10206108 | | | ■ | | ■ | | | | | ■ | ■ | ■ |
| 10206109 | | | ■ | | | ■ | | | | ■ | ■ | ■ |
| 10206110 | | | ■ | | | | ■ | | | ■ | ■ | ■ |
| 10206111 | | | ■ | | | | | ■ | | ■ | ■ | ■ |
| 10206144 | | | | ■ | ■ | | | | | ■ | ■ | ■ |
| 10206145 | | | | ■ | | ■ | | | | ■ | ■ | ■ |
| 10206146 | | | | ■ | | | ■ | | | ■ | ■ | ■ |
| 10206147 | | | | ■ | | | | ■ | | ■ | ■ | ■ |

| V-FORM+ Construction Harnesses with Quick-Connect Racing-Style Buckle | | | | | | | | |
|---|---|---|---|---|---|---|---|---|
| | D-Ring Configuration | Size (See chart on page 2.) | | | | Leg Buckle Type | Padding | Standards |
| Part Number | Back, Hips | XSM | STD | XLG | SXL | Tongue Buckle | Shoulder | ANSI Z359.11/ CSA Z259.10/OSHA |
| 10207733 | ■ | ■ | | | | ■ | ■ | ■ |
| 10207734 | ■ | | ■ | | | ■ | ■ | ■ |
| 10207735 | ■ | | | ■ | | ■ | ■ | ■ |
| 10207736 | ■ | | | | ■ | ■ | ■ | ■ |

## V-FORM® Full-Body Harness

### Superior Comfort

**1** The racing-style allows for a close, comfortable harness fit—eliminating the need for bulky chest straps or cumbersome buckles.

*Racing-Style Quick-Connect Chest Buckle*

*Alternative Qwik-Fit Chest Buckle*

### Increased Flexibility

**2** The racing-style creates an athletic cut, contouring the harness to the body and improving upper torso movement on the job.

### Adjustability

**3** Pull-down adjustment allows you to quickly and easily get the right fit that lasts throughout the work day.

*V-FORM Construction Harness Shoulder Padding*

*V-FORM Construction Harness Waist Pad*

*V-FORM Harness with D-ring Extender*

*V-FORM Harness with Quick-Connect Racing-Style Buckle*

## V-FORM® Full-Body Harness Ordering Information

| V-FORM Harnesses with Quick-Connect Racing-Style Buckle | | | | | | | | | | | | |
|---|---|---|---|---|---|---|---|---|---|---|---|---|
| | D-Ring Configuration | | | | Size (See chart on page 2.) | | | | Leg Buckle Type | | Padding | Standards |
| Part Number | Back | Back with D-Ring Extender | Back, Shoulders | Back, Hips | XSM | STD | XLG | SXL | Tongue Buckle | Qwik-Fit | None | ANSI Z359.11/ CSA Z259.10/ OSHA |
| 10206057 | ■ | | | | ■ | | | | ■ | | ■ | ■ |
| 10206058 | ■ | | | | | ■ | | | ■ | | ■ | ■ |
| 10206059 | ■ | | | | | | ■ | | ■ | | ■ | ■ |
| 10206060 | ■ | | | | | | | ■ | ■ | | ■ | ■ |
| 10206065 | | | | | ■ | | | | ■ | | ■ | ■ |
| 10206066 | | | | | | ■ | | | ■ | | ■ | ■ |
| 10206067 | | | | | | | ■ | | ■ | | ■ | ■ |
| 10206068 | | | | | | | | ■ | ■ | | ■ | ■ |
| 10206069 | | | | | ■ | | | | ■ | | ■ | ■ |
| 10206070 | | | | | | ■ | | | ■ | | ■ | ■ |
| 10206071 | | | | | | | ■ | | ■ | | ■ | ■ |
| 10206072 | | | | | | | | ■ | ■ | | ■ | ■ |
| 10206073 | | | ■ | | ■ | | | | ■ | | ■ | ■ |
| 10206074 | | | ■ | | | ■ | | | ■ | | ■ | ■ |
| 10206075 | | | ■ | | | | ■ | | ■ | | ■ | ■ |
| 10206076 | | | ■ | | | | | ■ | ■ | | ■ | ■ |
| 10206061 | | | | ■ | ■ | | | | ■ | | ■ | ■ |
| 10206062 | | | | ■ | | ■ | | | ■ | | ■ | ■ |
| 10206063 | | | | ■ | | | ■ | | ■ | | ■ | ■ |
| 10206064 | | | | ■ | | | | ■ | ■ | | ■ | ■ |
| 10207679 | ■ | | | | ■ | | | | | ■ | ■ | ■ |
| 10207680 | ■ | | | | | ■ | | | | ■ | ■ | ■ |
| 10207731 | ■ | | | | | | ■ | | | ■ | ■ | ■ |
| 10207732 | ■ | | | | | | | ■ | | ■ | ■ | ■ |
| 10208260 | | | | ■ | ■ | | | | | ■ | ■ | ■ |
| 10208271 | | | | ■ | | ■ | | | | ■ | ■ | ■ |
| 10208272 | | | | ■ | | | ■ | | | ■ | ■ | ■ |
| 10208273 | | | | ■ | | | | ■ | | ■ | ■ | ■ |
| 10208274 | | ■ | | | ■ | | | | ■ | | ■ | ■ |
| 10208275 | | ■ | | | | ■ | | | ■ | | ■ | ■ |
| 10208276 | | ■ | | | | | ■ | | ■ | | ■ | ■ |
| 10208277 | | ■ | | | | | | ■ | ■ | | ■ | ■ |

| V-FORM Construction Harnesses with Quick-Connect Racing-Style Buckle | | | | | | | | |
|---|---|---|---|---|---|---|---|---|
| | D-Ring Configuration | Size (See chart on page 2.) | | | | Leg Buckle Type | Padding | Standards |
| Part Number | Back, Hips | XSM | STD | XLG | SXL | Tongue Buckle | Shoulder | ANSI Z359.11/ CSA Z259.10/OSHA |
| 10207733 | ■ | ■ | | | | ■ | ■ | ■ |
| 10207734 | ■ | | ■ | | | ■ | ■ | ■ |
| 10207735 | ■ | | | ■ | | ■ | ■ | ■ |
| 10207736 | ■ | | | | ■ | ■ | ■ | ■ |

## V-SERIES® Arc and Welding Harnesses

Solutions designed specifically for welding and arc flash applications, with the comfort and flexibility expected from MSA fall protection PPE.

| V-FIT® Arc Flash Harness | V-FORM® Arc Flash Harness | V-FORM® Welding Harness |
|---|---|---|
| **Applications** | | |
| Welding • Working at Heights • Turnarounds & Plant Maintenance | | |
| **Features** | | |
| • MSA's innovative webbing blend allows for a softer and more flexible webbing that is ASTM-F887 rated<br>• With no exposed metal*, the harness can withstand some of the most harsh and corrosive environments<br>• Using a patented Racing Style connection allows for a close, comfortable harness fit—eliminating the need for bulky chest straps or cumbersome buckles<br>• Pull-down adjustment allows you to quickly and easily get the right fit that lasts throughout the work day<br>• Dedicated PFL attachment point<br>• Horizontal leg straps<br>** Tongue-buckle leg strap configurations will have no exposed metal from the waist up* | • One of the lightest harnesses MSA has ever created<br>• The patented racing style allows for a close, comfortable harness fit—eliminating the need for bulky chest straps or cumbersome buckles<br>• Pull-down adjustment allows you to quickly and easily get the right fit that lasts throughout the work day<br>• Variety of configurations available, including web loop D-Rings<br>• Dedicated PFL attachment point | • Using a patented Racing Style connection allows for a close, comfortable harness fit—eliminating the need for bulky chest straps or cumbersome buckles<br>• An athletic cut contours the harness to the body and improving upper torso movement on the job<br>• Pull-down adjustment allows you to quickly and easily get the right fit that lasts throughout the work day.<br>• MSA's Innovative webbing blend allows it to be one of the lightest welding harnesses MSA has ever created<br>• Dedicated PFL attachment point<br>• Horizontal leg straps |
| **Approvals** | | |
| • ANSI Z359.11<br>• CSA Z259.10<br>• ASTM F887 | • ANSI Z359.11<br>• CSA Z259.10<br>• ASTM F887 | • ANSI Z359.11<br>• CSA Z259.10 |

## V-FIT®Arc Flash Harness Ordering Information

| V-FIT Arc Flash Harnesses | | | | | | | | | | | | |
|---|---|---|---|---|---|---|---|---|---|---|---|---|
| Part Number | Size | | | | D-Ring Configuration | | Leg Straps | | Padding | Standards | | |
| | XSM | STD | XLG | SXL | Back | Back & Hips | Tongue-Buckle | Quick-Connect | Shoulder | ANSI | CSA | ASTM |
| 10252164 | ■ | | | | ■ | | ■ | | ■ | ■ | ■ | ■ |
| 10252101 | | ■ | | | ■ | | ■ | | ■ | ■ | ■ | ■ |
| 10252165 | | | ■ | | ■ | | ■ | | ■ | ■ | ■ | ■ |
| 10252166 | | | | ■ | ■ | | ■ | | ■ | ■ | ■ | ■ |
| 10252167 | ■ | | | | ■ | | | ■ | ■ | ■ | ■ | ■ |
| 10252168 | | ■ | | | ■ | | | ■ | ■ | ■ | ■ | ■ |
| 10252169 | | | ■ | | ■ | | | ■ | ■ | ■ | ■ | ■ |
| 10252170 | | | | ■ | ■ | | | ■ | ■ | ■ | ■ | ■ |
| 10252201 | ■ | | | | | ■ | ■ | | ■ | ■ | ■ | ■ |
| 10252202 | | ■ | | | | ■ | ■ | | ■ | ■ | ■ | ■ |
| 10252203 | | | ■ | | | ■ | ■ | | ■ | ■ | ■ | ■ |
| 10252204 | | | | ■ | | ■ | ■ | | ■ | ■ | ■ | ■ |
| 10252205 | ■ | | | | | ■ | | ■ | ■ | ■ | ■ | ■ |
| 10252206 | | ■ | | | | ■ | | ■ | ■ | ■ | ■ | ■ |
| 10252207 | | | ■ | | | ■ | | ■ | ■ | ■ | ■ | ■ |
| 10252208 | | | | ■ | | ■ | | ■ | ■ | ■ | ■ | ■ |

*V-FIT Arc Flash Harness with back D-ring*

*V-FIT Arc Flash Harness with back & hips D-rings*

## V-FORM® Arc Flash Harness Ordering Information

| V-FORM Arc Flash Harnesses | | | | | | | | | | |
|---|---|---|---|---|---|---|---|---|---|---|
| Part Number | Size | | | | D-Ring Configuration | | | Leg Straps | | Standards |
| | XSM | STD | XLG | SXL | Back Steel | Back Loop | Back & Hip Loops | Tongue-Buckle | Quick-Connect | ANSI Z359.11, CSA Z259.10, ASTM F887 |
| 10252231 | ■ | | | | ■ | | | ■ | | ■ |
| 10252034 | | ■ | | | ■ | | | ■ | | ■ |
| 10252209 | | | ■ | | ■ | | | ■ | | ■ |
| 10252210 | | | | ■ | ■ | | | ■ | | ■ |
| 10252211 | ■ | | | | ■ | | | | ■ | ■ |
| 10252212 | | ■ | | | ■ | | | | ■ | ■ |
| 10252213 | | | ■ | | ■ | | | | ■ | ■ |
| 10252214 | | | | ■ | ■ | | | | ■ | ■ |
| 10252215 | ■ | | | | | ■ | | ■ | | ■ |
| 10252216 | | ■ | | | | ■ | | ■ | | ■ |
| 10252217 | | | ■ | | | ■ | | ■ | | ■ |
| 10252218 | | | | ■ | | ■ | | ■ | | ■ |
| 10252219 | ■ | | | | | ■ | | | ■ | ■ |
| 10252220 | | ■ | | | | ■ | | | ■ | ■ |
| 10252221 | | | ■ | | | ■ | | | ■ | ■ |
| 10252222 | | | | ■ | | ■ | | | ■ | ■ |
| 10252223 | ■ | | | | | | ■ | ■ | | ■ |
| 10252224 | | ■ | | | | | ■ | ■ | | ■ |
| 10252225 | | | ■ | | | | ■ | ■ | | ■ |
| 10252226 | | | | ■ | | | ■ | ■ | | ■ |
| 10252227 | ■ | | | | | | ■ | | ■ | ■ |
| 10252228 | | ■ | | | | | ■ | | ■ | ■ |
| 10252229 | | | ■ | | | | ■ | | ■ | ■ |
| 10252230 | | | | ■ | | | ■ | | ■ | ■ |

*V-FORM Arc Flash Harness with back steel D-ring*

*V-FORM Arc Flash Harness with back loop D-rings*

*V-FORM Arc Flash Harness with back & hip loop D-rings*

## V-FORM® Welding Harness Ordering Information

| V-FORM Welding Harnesses | | | | | | | | | | |
|---|---|---|---|---|---|---|---|---|---|---|
| Part Number | Size | | | | D-Ring Configuration | | Leg Straps | | Padding | Standards |
| | XSM | STD | XLG | SXL | Back | Back & Hips | Tongue-Buckle | Quick-Connect | None | ANSI /CSA |
| 10252232 | ■ | | | | ■ | | ■ | | ■ | ■ |
| 10252106 | | ■ | | | ■ | | ■ | | ■ | ■ |
| 10252234 | | | ■ | | ■ | | ■ | | ■ | ■ |
| 10252235 | | | | ■ | ■ | | ■ | | ■ | ■ |
| 10252236 | ■ | | | | ■ | | | ■ | ■ | ■ |
| 10252237 | | ■ | | | ■ | | | ■ | ■ | ■ |
| 10252238 | | | ■ | | ■ | | | ■ | ■ | ■ |
| 10252239 | | | | ■ | ■ | | | ■ | ■ | ■ |
| 10252240 | ■ | | | | | ■ | ■ | | ■ | ■ |
| 10252241 | | ■ | | | | ■ | ■ | | ■ | ■ |
| 10252242 | | | ■ | | | ■ | ■ | | ■ | ■ |
| 10252243 | | | | ■ | | ■ | ■ | | ■ | ■ |
| 10252244 | ■ | | | | | ■ | | ■ | ■ | ■ |
| 10252245 | | ■ | | | | ■ | | ■ | ■ | ■ |
| 10252246 | | | ■ | | | ■ | | ■ | ■ | ■ |
| 10252247 | | | | ■ | | ■ | | ■ | ■ | ■ |

*V-FORM Welding Harness with back D-ring*

*V-FORM Welding Harness with back & hips D-rings*

## Harness Accessories Ordering Information

| Part No. | Description |
|---|---|
| 10203182 | Double D-Ring Extension, 1" nylon web, sewn loop |
| 10203183 | Single D-Ring Extension, 1" nylon web, sewn loop |

*Double D-Ring Extension*

*Single D-Ring Extension*

# V-SERIES® Energy-Absorbing Lanyards

### *Choosing the right lanyard can be confusing with so many options!*

The **V-SERIES line of lanyards** will help simplify product selection by using large identifiable icons on the side of the energy absorber, making it easy to find the right lanyard for the right application. On top of that, a simple naming convention based on the application will keep things simple. The lanyards are also lightweight and improve comfort through a small, compact energy absorber. The additional energy absorber cover* prolongs product life, by protecting the energy absorber and labeling inside.

**Standard lanyard does not have additional energy absorber cover.*



Stretch

Tie-Back



Utility

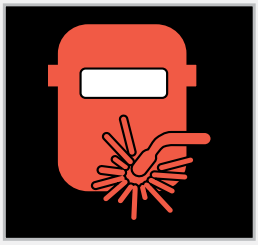

Welding

Anti-Corrosion

Leading Edge

## AVAILABLE CONNECTORS

V-SERIES Energy-Absorbing Lanyards offer a variety of available connectors.

| | | |
|---|---|---|
| | | |
| **36C** | **36CL** | **FP5K**<br>Tie-back only |

## V-SERIES® Standard Lanyards

The V-Series shock-absorbing lanyard line simplifies product selection by offering a concise line of standard lanyards that meet a wide range of customer needs. These lightweight safety lanyards not only limit force on the body in a fall, but also on the anchor location. The shock absorbing pouch includes a clear, durable protective cover on the labels to increase service life, and allow for easy inspection.

| | |
|---|---|
| CAPACITY | *ANSI Z 359.13:* 130 lb.–310 lb. (59–140 kg) |
| | *CSA Z259.11:* 150 lb.–310 lb. (68–140 kg) |
| | *CSA Z259.11 Light Weight:* 110 lb.–230 lb. (50–105 kg) |
| WEB MATERIAL | Polyester |
| SNAPHOOK MATERIAL | Steel |
| PRODUCT WEIGHT | 2.35–5.73 lb. |
| STANDARDS | ANSI Z359.13, CSA Z259.11–17, OSHA |

*Adjustable single-leg with small snaphook*

*Adjustable twin-leg with large snaphooks*

*Tie-back single-leg with small snaphook*

*Tie-back twin-leg with small snaphooks*

**V-SERIES® Standard Lanyards**

| Part No. | Snaphooks | Type | | | | | Length | Standards | | |
|---|---|---|---|---|---|---|---|---|---|---|
| | | Single-Leg | Twin-Leg | Tie-back | Adjustable | Fixed | | ANSI Z359.13 | CSA Z259.11-17 | CSA Z259.11-17 Lightweight Worker |
| 10191755 | SM | ■ | | | ■ | | 6′ | ■ | | |
| 10191756 | SM | | ■ | | ■ | | 6′ | ■ | | |
| 10191757 | LG | ■ | | | ■ | | 6′ | ■ | | |
| 10191758 | LG | | ■ | | ■ | | 6′ | ■ | | |
| 10193124 | SM | ■ | | | | ■ | 3′ | ■ | | |
| 10193125 | SM | ■ | | | | ■ | 4′ | ■ | | |
| 10193128 | SM | ■ | | ■ | | | 6′ | ■ | | |
| 10193129 | SM | | ■ | ■ | | | 6′ | ■ | | |
| 10188100 | SM | ■ | | | ■ | | 6′ | | ■ | |
| 10188102 | SM | | ■ | | ■ | | 6′ | | ■ | |
| 10188103 | LG | ■ | | | ■ | | 6′ | | ■ | |
| 10188101 | LG | | ■ | | ■ | | 6′ | | ■ | |
| 10190397 | SM | ■ | | | ■ | | 6′ | | | ■ |
| 10190399 | SM | | ■ | | ■ | | 6′ | | | ■ |
| 10190398 | LG | ■ | | | ■ | | 6′ | | | ■ |
| 10190400 | LG | | ■ | | ■ | | 6′ | | | ■ |
| 10193126 | SM | ■ | | | | ■ | 3′ | | ■ | |
| 10193127 | SM | ■ | | | | ■ | 4′ | | ■ | |
| 10193130 | SM | ■ | | ■ | | | 6′ | | ■ | |
| 10193151 | SM | | ■ | ■ | | | 6′ | | ■ | |

| Part No. | Snaphook | Type | Standards | |
|---|---|---|---|---|
| | | Energy-Absorber with D-ring | ANSI Z359.13 | CSA Z259.11-17 |
| 10193154 | SM | ■ | ■ | |
| 10193155 | SM | ■ | | ■ |

## 12FT Freefall and Heavy Worker Energy-Absorbing Lanyards

- For use in applications where tying-off at foot level is necessary
- Capacity: 130 lb. – 310 lb (12 ft FF)—ANSI / 310 lb. – 400 lb (6 ft FF)—OSHA

*12FT freefall single-leg with small snaphook*

*12FT freefall single-leg with large snaphook*



*12FT freefall twin-leg with small snaphook*

*12FT freefall twin-leg with large snaphook*

| 12FT Freefall and Heavy Worker Energy-Absorbing Lanyards | | | | | | | |
|---|---|---|---|---|---|---|---|
| | Type | | Snaphooks | | | Standards | |
| Part No. | Single-Leg Web | Twin-Leg Web | 36C (small) | 36CL (large) | Length | ANSI Z359.13 | OSHA |
| 10211485 | ■ | | ■ | | 6′ | ■ | ■ |
| 10211486 | | ■ | ■ | | 6′ | ■ | ■ |
| 10211487 | ■ | | | ■ | 6′ | ■ | ■ |
| 10211488 | | ■ | | ■ | 6′ | ■ | ■ |

## V-SERIES® Stretch Lanyards

The V-Series stretch shock absorbing lanyard line simplifies product selection by offering a concise line of lanyards that meet a wide range of customer needs. Reduce snag and trip hazards, and increase worker flexibility with the stretch style of webbing. Abrasion resistant cover for the energy absorber provides additional protection for increased service life. All stretch lanyards can be easily identified by the icon on the energy absorber's cover.

*Stretch single-leg with small snaphook*

*Stretch twin-leg with small snaphook*

*Stretch single-leg with large snaphook*

*Stretch twin-leg with large snaphook*

| V-SERIES® Stretch Lanyards | | | | | | |
|---|---|---|---|---|---|---|
| | Type | | Snaphooks | | | Standards |
| Part No. | Single-Leg Web | Twin-Leg Web | 36C (small) | 36CL (large) | Length | ANSI Z359.13 |
| 10193748 | ■ | | ■ | | 6′ | ■ |
| 10193553 | | ■ | ■ | | 6′ | ■ |
| 10193554 | ■ | | | ■ | 6′ | ■ |
| 10193555 | | ■ | | ■ | 6′ | ■ |

## V-SERIES® Tie-Back Lanyards

Our line of V-Series Tie-Back Lanyards simplifies product selection by offering a concise line of standard lanyards that will meet a wide range of customer needs. All lanyards shown below also meet the latest ANSI standard for tie-back lanyards: ANSI Z359.13. The tie-back shock-absorbing lanyard uses an FP5K carabiner which can be tied directly back to the lanyard. All tie-back lanyards can be easily identified by the icon on the energy absorber's cover.

*Tie-back single-leg*

*Tie-back twin-leg*

| V-SERIES® Tie-Back Lanyards | | | | | | | | |
|---|---|---|---|---|---|---|---|---|
| | | | Type | | | Standards | | |
| Part No. | Harness Connection | Anchorage Connection | Single-Leg | Twin-Leg | Length | ANSI Z359.13 | CSA Z259.11 | OSHA |
| **10193560** | 36C | FP5K | ■ | | 6′ | ■ | | ■ |
| **10193941** | 36C | FP5K | | ■ | 6′ | ■ | | ■ |
| **10193943** | 36C | FP5K | ■ | | 6′ | | ■ | |
| **10193944** | 36C | FP5K | | ■ | 6′ | | ■ | |

## V-SERIES® Utility Energy-Absorbing Lanyards

The V-SERIES Utility Lanyards have a shock absorbing cover to support increased product life by protecting labels and shock absorber. Additionally, the easy to identify arc flash symbol on the cover helps to make product selection simple.

*Web single-leg with small snaphook*

*Web single-leg with large snaphook*

| V-SERIES® Utility Energy-Absorbing Lanyards | | | | | | | | |
|---|---|---|---|---|---|---|---|---|
| | Type | | Snaphooks | | | Standards | | |
| Part No. | Single-Leg | Twin-Leg | Harness Connection | Anchorage Connection | Length | ANSI Z359.13 | OSHA | CSA Z259.11-17 |
| **10199061** | ■ | | Hitch loop | 36C | 6′ | ■ | ■ | |
| **10199062** | | ■ | Hitch loop | (2) 36C | 6′ | ■ | ■ | |
| **10199064** | | ■ | Hitch loop | (2) 36CL | 6′ | ■ | ■ | |
| **10199057** | ■ | | Hitch loop | 36C | 6′ | | | ■ |
| **10199058** | | ■ | Hitch loop | (2) 36C | 6′ | | | ■ |
| **10199060** | | ■ | Hitch loop | (2) 36CL | 6′ | | | ■ |
| **10199058** | | ■ | Hitch loop | (2) 36C | 6′ | | | ■ |

## V-SERIES® Welding Energy-Absorbing Lanyards

Specially designed for high-heat applications, V-SERIES Welding Energy-Absorbing Lanyards feature a kevlar/nomex cover to support increased product life by protecting labels and energy absorber. Additionally, the easy to identify high-heat symbol on the cover helps make product selection simple.

*Cable single-leg with small snaphook*



*Cable single-leg with large snaphook*



*Cable twin-leg with small snaphooks*

*Web single-leg with small snaphook*

*Web single-leg with large snaphook*

*Web twin-leg with small snaphooks*

| V-SERIES® Welding Energy-Absorbing Lanyards | | | | | | | | | | | |
|---|---|---|---|---|---|---|---|---|---|---|---|
| | Type | | | | | Snaphooks | | | Standards | | |
| Part No. | Single-Leg Cable | Twin-Leg Cable | Single-Leg Web | Twin-Leg Web | Leading Edge | Harness Connection | Anchorage Connection | Length | ANSI Z359.13 | OSHA | CSA Z 259.11-17 |
| 10199011 | ■ | | | | | 36C | 36C | 6′ | ■ | ■ | |
| 10199016 | ■ | | | | | 36C | 36CL | 6′ | ■ | ■ | |
| 10199013 | | ■ | | | | 36C | (2) 36C | 6′ | ■ | ■ | |
| 10199053 | | | ■ | | | 36C | 36C | 6′ | ■ | ■ | |
| 10199055 | | | ■ | | | 36C | 36CL | 6′ | ■ | ■ | |
| 10199056 | | | | ■ | | 36C | (2) 36CL | 6′ | ■ | ■ | |
| 10199012 | | | ■ | | | 36C | 36C | 6′ | | | ■ |
| 10199052 | | | | ■ | | 36C | (2) 36CL | 6′ | | | ■ |
| 10214775 | | ■ | | | ■ | Pin | 36CL SWIVEL | 6’ | | ■ | |

***Leading Edge***
*cable twin-leg with 36CL swivel snaphook*

## V-SERIES® Anti-Corrosion Lanyards

The V-SERIES line of anti-corrosion safety lanyards uses a special urethane coating to resist stains, and wear and tear that are common when working in tough and dirty environments. The easy to identify anti-corrosion symbol on the shock absorbing lanyard cover helps to make product selection simple.

*Anti-corrosion single-leg w/ small snaphook*

*Anti-corrosion single-leg w/ large snaphook*



*Anti-corrosion twin-leg w/ small snaphook*

*Anti-corrosion twin-leg w/ large snaphook*

| V-SERIES® Anti-Corrosion Lanyards | | | | | | | |
|---|---|---|---|---|---|---|---|
| | | | Type | | | Standards | |
| Part No. | Snaphooks | Snaphook Material | Single-Leg | Twin-Leg | Length | ANSI Z359.3-2017 | CSA Z259.11-17 |
| **10206832** | SM | Steel | ■ | | 6′ | ■ | |
| **10206833** | LG | Steel | ■ | | 6′ | ■ | |
| **10206834** | SM | Stainless Steel | ■ | | 6′ | ■ | |
| **10206835** | SM | Steel | ■ | | 6′ | | ■ |
| **10206836** | LG | Steel | ■ | | 6′ | | ■ |
| **10206837** | SM | Stainless Steel | ■ | | 6′ | | ■ |
| **10207240** | SM | Steel | | ■ | 6′ | ■ | |
| **10207251** | LG | Steel | | ■ | 6′ | ■ | |
| **10207252** | SM | Stainless Steel | | ■ | 6′ | ■ | |
| **10207253** | SM | Steel | | ■ | 6′ | | ■ |
| **10207254** | LG | Steel | | ■ | 6′ | | ■ |
| **10207255** | SM | Stainless Steel | | ■ | 6′ | | ■ |

## V-SERIES® Leading Edge Safety Lanyards

The V-SERIES line of leading edge safety lanyards has been tested over a .005" radius steel edge—providing a shock-absorbing lanyard option for leading edge work. The easy to identify Leading Edge symbol on the shock absorbing cover helps to make identifying lanyard type and application easier. Additionally, the swiveling snaphooks keep your lanyard lifeline from twisting as you work, so you can spend less time adjusting your PPE and more time focused on the job.

*Pin harness connector*

*Anti-corrosion single-leg w/small snaphook*

*Anti-corrosion single-leg w/large snaphook*

*Anti-corrosion twin-leg w/small snaphook*

*Anti-corrosion twin-leg w/large snaphook*

**V-SERIES® Anti-Corrosion Lanyards**

| Part No. | Harness Connection | Snaphooks | Snaphook Material | Type | | Standards | |
|---|---|---|---|---|---|---|---|
| | | | | Single-Leg | Twin-Leg | ANSI Z359.3-2017 | OSHA |
| 10213785 | SM | LG Swivel | Aluminum | ■ | | ■ | ■ |
| 10213786 | SM | LG Swivel | Aluminum | | ■ | ■ | ■ |
| 10213787 | SM | SM | Aluminum | ■ | | ■ | ■ |
| 10213788 | SM | SM | Aluminum | | ■ | ■ | ■ |
| 10220700 | SM | SM Swivel | Steel | ■ | | ■ | ■ |
| 10220701 | SM | SM Swivel | Steel | | ■ | ■ | ■ |
| 10213784 | Pin | SM Swivel | Aluminum | | ■ | | ■ |

## V-SERIES® Restraint Lanyards

Restraint lanyards are primarily used for travel restriction (to restrain a worker from reaching a fall hazard) and work positioning (stabilizing a worker at an elevated location) applications. The V-SERIES line of restraint lanyards offers lengths ranging from 3–10 feet for a variety of applications. Restraint lanyards come in both fixed length and adjustable options.

*Cable fixed length with 36C snaphooks*

*Standard tieback with FP5K snaphook*

*Standard adjustable length with 36C snaphooks*

*Standard adjustable length with 36L snaphook*

**V-SERIES® Restraint Lanyards**

| Part No. | Type | | | | | | | Length | Standards | |
|---|---|---|---|---|---|---|---|---|---|---|
| | Standard | Cable | Welding | Tieback | Fixed | Adjustable | Hardware | | ANSI Z359.13 | OSHA |
| 10199017 | | ■ | | | ■ | | 36C/36C | 3′ | ■ | ■ |
| 10199018 | | ■ | | | ■ | | 36C/36C | 5′ | ■ | ■ |
| 10199019 | | ■ | | | ■ | | 36C/36C | 6′ | ■ | ■ |
| 10201353 | | ■ | ■ | | ■ | | 36C/36C | 6′ | ■ | ■ |
| 10201452 | | | | ■ | | ■ | 36C/FP5K | 6′ | ■ | ■ |
| 10201453 | ■ | | | | | ■ | 36C/36C | 10′ | ■ | ■ |
| 10201454 | ■ | | | | | ■ | 36C/36C | 3′ | ■ | ■ |
| 10201455 | ■ | | | | | ■ | 36C/36CL | 6′ | ■ | ■ |
| 10201456 | ■ | | | | | ■ | 36C/36C | 6′ | ■ | ■ |
| 10201457 | ■ | | | | | ■ | 36C/36CL | 8′ | ■ | ■ |

# V-SERIES® Self-Retracting Lanyards

V-SERIES SRLs and PFLs are built for the job, with solutions designed with simplicity and performance in mind — so your crew can focus on the job, not their PPE.

## V-TEC® Overhead Personal Fall Limiters (PFLs)

**NON-LEADING EDGE**

- Compact and lightweight
- Fall arrest and restraint for users up to 400 lb. (181 kg) including tools. Note that both ANSI and CSA allow 130–310 lb. (60–140 kg). For OSHA, we have tested and allow 100–400 lb. (45–180 kg).
- Highly durable polycarbonate clear casing allows for easy visual inspection of critical internal components
- Withstands temperatures ranging from -40° to +130°F (-40° to +54°C)
- Tested to these relevant standards: ANSI Z359.14-2021 Class 1; OSHA 1910.140; OSHA 1926.502
- ***Assured safety:*** optimized design utilizing durable lightweight materials to improve weight and comfort
- ***Full range of motion:*** fully rotating attachment point for complete flexibility—both 360° and 180°
- ***Superior materials:*** components manufactured from high-grade stainless steel and engineered plastics
- ***Clear housing:*** polycarbonate case houses SRL; transparency allows for easy visual inspection of critical internal components

*Single-leg, Web*

*Twin-leg, Web*

*Single-leg tie-back, Web*

*Twin-leg tie-back, Web*

*Single-leg, Cable*

## AVAILABLE CONNECTORS

V-TEC PFL offers an aluminum top carabiner and a variety of available connectors.

| Connectors | | | | | | | |
|---|---|---|---|---|---|---|---|
| | | | | | | | |
| **AL36CL** | **36C** | **ALTAKS** Aluminum Triple Action Carabiner, Non-Indicator Swivel | **ALTAK** Aluminum Triple Action Carabiner | **36CS** Non-Indicator Swivel | **36CL** | **FP5K** Tie-back only | **TLALTAK** Twin-Link Aluminum Triple Action Carabiner |

## V-TEC® Overhead PFL Ordering Information

NON-LEADING EDGE

### 6 ft. (1.8 m) Web

| Part No. | Type | | | Line Length | Line Type | | Lifeline End Connector | Housing End Connector | Standards | | |
|---|---|---|---|---|---|---|---|---|---|---|---|
| | Single-leg | Twin-leg | Tie-back | | Web | Cable | | | OSHA | ANSI | CSA |
| VTOHW-011-DA-A | ■ | | | 6 ft. (1.8 m) | ■ | | AL36CL | ALTAK | ■ | ■ | |
| VTOHW-011-DB-A | ■ | | | 6 ft. (1.8 m) | ■ | | 36C | ALTAK | ■ | ■ | |
| VTOHW-011-DC-A | ■ | | | 6 ft. (1.8 m) | ■ | | ALTAKS | ALTAK | ■ | ■ | |
| VTOHW-011-DD-A | ■ | | | 6 ft. (1.8 m) | ■ | | ALTAK | ALTAK | ■ | ■ | |
| VTOHW-011-DE-A | ■ | | | 6 ft. (1.8 m) | ■ | | 36CS | ALTAK | ■ | ■ | |
| VTOHW-011-DF-A | ■ | | | 6 ft. (1.8 m) | ■ | | 36CL | ALTAK | ■ | ■ | |
| VTOHW-011-ZA-A | ■ | | | 6 ft. (1.8 m) | ■ | | AL36CL | None | ■ | ■ | |
| VTOHW-011-ZB-A | ■ | | | 6 ft. (1.8 m) | ■ | | 36C | None | ■ | ■ | |
| VTOHW-011-ZC-A | ■ | | | 6 ft. (1.8 m) | ■ | | ALTAKS | None | ■ | ■ | |
| VTOHW-011-ZD-A | ■ | | | 6 ft. (1.8 m) | ■ | | ALTAK | None | ■ | ■ | |
| VTOHW-011-ZE-A | ■ | | | 6 ft. (1.8 m) | ■ | | 36CS | None | ■ | ■ | |
| VTOHW-011-ZF-A | ■ | | | 6 ft. (1.8 m) | ■ | | 36CL | None | ■ | ■ | |
| VTOHW-012-RA-A | | ■ | | 6 ft. (1.8 m) | ■ | | AL36CL | TLALTAK | ■ | ■ | |
| VTOHW-012-RB-A | | ■ | | 6 ft. (1.8 m) | ■ | | 36C | TLALTAK | ■ | ■ | |
| VTOHW-012-RC-A | | ■ | | 6 ft. (1.8 m) | ■ | | ALTAKS | TLALTAK | ■ | ■ | |
| VTOHW-012-RD-A | | ■ | | 6 ft. (1.8 m) | ■ | | ALTAK | TLALTAK | ■ | ■ | |
| VTOHW-012-RE-A | | ■ | | 6 ft. (1.8 m) | ■ | | 36CS | TLALTAK | ■ | ■ | |
| VTOHW-012-RF-A | | ■ | | 6 ft. (1.8 m) | ■ | | 36CL | TLALTAK | ■ | ■ | |
| VTOHW-011-DJ-O-TB | ■ | | ■ | 6 ft. (1.8 m) | ■ | | FP5K | ALTAK | ■ | | |
| VTOHW-012-RJ-O-TB | | ■ | ■ | 6 ft. (1.8 m) | ■ | | FP5K | TLALTAK | ■ | | |
| VTOHW-011-DA-C | ■ | | | 6 ft. (1.8 m) | ■ | | AL36CL | ALTAK | | | ■ |
| VTOHW-011-DB-C | ■ | | | 6 ft. (1.8 m) | ■ | | 36C | ALTAK | | | ■ |
| VTOHW-011-DC-C | ■ | | | 6 ft. (1.8 m) | ■ | | ALTAKS | ALTAK | | | ■ |
| VTOHW-011-DD-C | ■ | | | 6 ft. (1.8 m) | ■ | | ALTAK | ALTAK | | | ■ |
| VTOHW-011-DE-C | ■ | | | 6 ft. (1.8 m) | ■ | | 36CS | ALTAK | | | ■ |
| VTOHW-011-DM-C | ■ | | | 6 ft. (1.8 m) | ■ | | 36CLS | ALTAK | | | ■ |
| VTOHW-011-ZA-C | ■ | | | 6 ft. (1.8 m) | ■ | | AL36CL | None | | | ■ |
| VTOHW-011-ZB-C | ■ | | | 6 ft. (1.8 m) | ■ | | 36C | None | | | ■ |
| VTOHW-011-ZC-C | ■ | | | 6 ft. (1.8 m) | ■ | | ALTAKS | None | | | ■ |
| VTOHW-011-ZD-C | ■ | | | 6 ft. (1.8 m) | ■ | | ALTAK | None | | | ■ |
| VTOHW-011-ZE-C | ■ | | | 6 ft. (1.8 m) | ■ | | 36CS | None | | | ■ |
| VTOHW-011-ZM-C | ■ | | | 6 ft. (1.8 m) | ■ | | 36CLS | None | | | ■ |
| VTOHW-012-RA-C | | ■ | | 6 ft. (1.8 m) | ■ | | AL36CL | TLALTAK | | | ■ |
| VTOHW-012-RB-C | | ■ | | 6 ft. (1.8 m) | ■ | | 36C | TLALTAK | | | ■ |
| VTOHW-012-RC-C | | ■ | | 6 ft. (1.8 m) | ■ | | ALTAKS | TLALTAK | | | ■ |
| VTOHW-012-RD-C | | ■ | | 6 ft. (1.8 m) | ■ | | ALTAK | TLALTAK | | | ■ |
| VTOHW-012-RE-C | | ■ | | 6 ft. (1.8 m) | ■ | | 36CS | TLALTAK | | | ■ |
| VTOHW-012-RM-C | | ■ | | 6 ft. (1.8 m) | ■ | | 36CLS | TLALTAK | | | ■ |

## V-TEC® Overhead PFL Ordering Information

NON-LEADING EDGE

### 10 ft. (3 m) Web

| Part No. | Type | | | Line Length | Line Type | | Lifeline End Connector | Housing End Connector | Standards | | |
|---|---|---|---|---|---|---|---|---|---|---|---|
| | Single-leg | Twin-leg | Tie-back | | Web | Cable | | | OSHA | ANSI | CSA |
| VTOHW-031-DA-A | ■ | | | 10 ft. (3 m) | ■ | | AL36CL | ALTAK | ■ | ■ | |
| VTOHW-031-DB-A | ■ | | | 10 ft. (3 m) | ■ | | 36C | ALTAK | ■ | ■ | |
| VTOHW-031-DC-A | ■ | | | 10 ft. (3 m) | ■ | | ALTAKS | ALTAK | ■ | ■ | |
| VTOHW-031-DD-A | ■ | | | 10 ft. (3 m) | ■ | | ALTAK | ALTAK | ■ | ■ | |
| VTOHW-031-DE-A | ■ | | | 10 ft. (3 m) | ■ | | 36CS | ALTAK | ■ | ■ | |
| VTOHW-031-DF-A | ■ | | | 10 ft. (3 m) | ■ | | 36CL | ALTAK | ■ | ■ | |
| VTOHW-031-ZA-A | ■ | | | 10 ft. (3 m) | ■ | | AL36CL | None | ■ | ■ | |
| VTOHW-031-ZB-A | ■ | | | 10 ft. (3 m) | ■ | | 36C | None | ■ | ■ | |
| VTOHW-031-ZC-A | ■ | | | 10 ft. (3 m) | ■ | | ALTAKS | None | ■ | ■ | |
| VTOHW-031-ZD-A | ■ | | | 10 ft. (3 m) | ■ | | ALTAK | None | ■ | ■ | |
| VTOHW-032-RA-A | | ■ | | 10 ft. (3 m) | ■ | | AL36CL | TLALTAK | ■ | ■ | |
| VTOHW-032-RB-A | | ■ | | 10 ft. (3 m) | ■ | | 36C | TLALTAK | ■ | ■ | |
| VTOHW-032-RF-A | | ■ | | 10 ft. (3 m) | ■ | | 36CL | TLALTAK | ■ | ■ | |
| VTOHW-031-DJ-O-TB | ■ | | ■ | 10 ft. (3 m) | ■ | | FP5K | ALTAK | ■ | | |
| VTOHW-032-RJ-O-TB | | ■ | ■ | 10 ft. (3 m) | ■ | | FP5K | TLALTAK | ■ | | |
| VTOHW-031-DA-C | ■ | | | 10 ft. (3 m) | ■ | | AL36CL | ALTAK | | | ■ |
| VTOHW-031-DB-C | ■ | | | 10 ft. (3 m) | ■ | | 36C | ALTAK | | | ■ |
| VTOHW-031-DD-C | ■ | | | 10 ft. (3 m) | ■ | | ALTAK | ALTAK | | | ■ |
| VTOHW-031-DE-C | ■ | | | 10 ft. (3 m) | ■ | | 36CS | ALTAK | | | ■ |
| VTOHW-031-DM-C | ■ | | | 10 ft. (3 m) | ■ | | 36CLS | ALTAK | | | ■ |
| VTOHW-031-ZA-C | ■ | | | 10 ft. (3 m) | ■ | | AL36CL | None | | | ■ |
| VTOHW-031-ZB-C | ■ | | | 10 ft. (3 m) | ■ | | 36C | None | | | ■ |
| VTOHW-031-ZC-C | ■ | | | 10 ft. (3 m) | ■ | | ALTAKS | None | | | ■ |
| VTOHW-031-ZD-C | ■ | | | 10 ft. (3 m) | ■ | | ALTAK | None | | | ■ |
| VTOHW-032-RA-C | | ■ | | 10 ft. (3 m) | ■ | | AL36CL | TLALTAK | | | ■ |
| VTOHW-032-RB-C | | ■ | | 10 ft. (3 m) | ■ | | 36C | TLALTAK | | | ■ |
| VTOHW-032-RM-C | | ■ | | 10 ft. (3 m) | ■ | | 36CLS | TLALTAK | | | ■ |

## V-TEC® Overhead PFL Ordering Information

NON-LEADING EDGE

### 10 ft. (3 m) Cable

| Part No. | Type | | | Line Length | Line Type | | Lifeline End Connector | Housing End Connector | Standards | | |
|---|---|---|---|---|---|---|---|---|---|---|---|
| | Single-leg | Twin-leg | Tie-back | | Stainless Steel Cable | Galvanized Steel Cable | | | OSHA | ANSI | CSA |
| VTOHG-031-DE-A | ■ | | | 10 ft. (3 m) | | ■ | 36CS | ALTAK | ■ | ■ | |
| VTOHG-031-DM-A | ■ | | | 10 ft. (3 m) | | ■ | 36CLS | ALTAK | ■ | ■ | |
| VTOHG-031-DC-A | ■ | | | 10 ft. (3 m) | | ■ | ALTAKS | ALTAK | ■ | ■ | |
| VTOHG-031-ZC-A | ■ | | | 10 ft. (3 m) | | ■ | ALTAKS | None | ■ | ■ | |
| VTOHG-031-ZE-A | ■ | | | 10 ft. (3 m) | | ■ | 36CS | None | ■ | ■ | |
| VTOHG-031-ZM-A | ■ | | | 10 ft. (3 m) | | ■ | 36CLS | None | ■ | ■ | |
| VTOHG-031-DE-C | ■ | | | 10 ft. (3 m) | | ■ | 36CS | ALTAK | | | ■ |
| VTOHG-031-DM-C | ■ | | | 10 ft. (3 m) | | ■ | 36CLS | ALTAK | | | ■ |
| VTOHG-031-DC-C | ■ | | | 10 ft. (3 m) | | ■ | ALTAKS | ALTAK | | | ■ |
| VTOHG-031-ZC-C | ■ | | | 10 ft. (3 m) | | ■ | ALTAKS | None | | | ■ |
| VTOHG-031-ZE-C | ■ | | | 10 ft. (3 m) | | ■ | 36CS | None | | | ■ |
| VTOHG-031-ZM-C | ■ | | | 10 ft. (3 m) | | ■ | 36CLS | None | | | ■ |
| VTOHS-031-DE-A | ■ | | | 10 ft. (3 m) | ■ | | 36CS | ALTAK | ■ | ■ | |

### 6.5 ft. (2 m) Arc-Flash Web

| Part No. | Type | | | Line Length | Line Type | | Lifeline End Connector | Housing End Connector | Standards | | |
|---|---|---|---|---|---|---|---|---|---|---|---|
| | Single-leg | Twin-leg | Tie-back | | Web | Cable | | | OSHA | ANSI | CSA |
| VTOHW-021-DA-AF | ■ | | | 6.5 ft. (2 m) | ■ | | AL36CL | ALTAK | ■ | ■ | |
| VTOHW-021-DD-AF | ■ | | | 6.5 ft. (2 m) | ■ | | ALTAK | ALTAK | ■ | ■ | |
| VTOHW-022-RA-AF | | ■ | | 6.5 ft. (2 m) | ■ | | AL36CL | TLALTAK | ■ | ■ | |
| VTOHW-022-RD-AF | | ■ | | 6.5 ft. (2 m) | ■ | | ALTAK | TLALTAK | ■ | ■ | |
| VTOHW-021-DA-CF | ■ | | | 6.5 ft. (2 m) | ■ | | AL36CL | ALTAK | | | ■ |
| VTOHW-021-DD-CF | ■ | | | 6.5 ft. (2 m) | ■ | | ALTAK | ALTAK | | | ■ |
| VTOHW-022-RD-CF | | ■ | | 6.5 ft. (2 m) | ■ | | ALTAK | TLALTAK | | | ■ |

*The V-TEC Arc-Flash PFL has undergone arc exposure as stated within ASTM F887, where the PFL was exposed to an electrical arc of 40 cal/cm2 and it did not exhibit any signs of melting, dripping, or ignition of any system component during or after testing. Following exposure the V-TEC Arc-Flash PFL was successfully tested to the appropriate industry standard ensuring reliability in the event of a fall.*

### V-TEC Twin-Link Connector

| Part No. | Description |
|---|---|
| 63900-04 | Twin-Link Connector for V-TEC PFL |

## V-TEC® Overhead SRLs (Self-Retracting Lanyards)

NON-LEADING EDGE

With premium stainless steel components and innovative engineering, the V-TEC Self Retracting Lifeline incorporates a precision-made spring radial energy absorber that requires zero calibration or adjustment. The retraction dampening feature controls cable retraction speeds preventing pre-mature and accidental load indicator deployment.

- Completely field-serviceable with minimal components
- Spring radial energy absorbing technology requires zero calibration or adjustment
- Retraction dampening features controls the cable speed to <3m/s
- High-impact, clear polycarbonate housing simplifies pre-use inspection
- Fully rotating attachment point for complete user mobility

30 ft.

### V-TEC® Overhead SRL Ordering Information

| Part No. | Type | | Length | Standards | |
|---|---|---|---|---|---|
| | Galvanized Cable | Stainless Steel Cable | | ANSI | CSA |
| 63206-00A | ■ | | 20 ft. (6 m) | ■ | |
| 63306-00A | | ■ | 20 ft. (6 m) | ■ | |
| 63206-00ACA | ■ | | 20 ft. (6 m) | | ■ |
| 63306-00ACA | | ■ | 20 ft. (6 m) | | ■ |
| 63210-00A | ■ | | 30 ft. (10 m) | ■ | |
| 63310-00A | | ■ | 30 ft. (10 m) | ■ | |
| 63210-00ACA | ■ | | 30 ft. (10 m) | | ■ |
| 63310-00ACA | | ■ | 30 ft. (10 m) | | ■ |
| 63215-00A | ■ | | 50 ft. (15 m) | ■ | |
| 63315-00A | | ■ | 50 ft. (15 m) | ■ | |
| 63215-00ACA | ■ | | 50 ft. (15 m) | | ■ |
| 63315-00ACA | | ■ | 50 ft. (15 m) | | ■ |

# V-TEC EDGE® Personal Fall Limiters (PFLs)

LEADING EDGE

**Simplify product selection** and **reduce worker fatigue** with this lightweight personal fall limiter for leading edge. The V-TEC EDGE Personal Fall Limiter is engineered for use in overhead and foot-level tie off points, and where leading edge hazards are a concern.

## Features

**Locking pin attachment** saves time and frustration when connecting to body harness

**Comfort pad with integrated energy absorber**, reduces pain points in a streamlined solution

Selection is made easier with defined **color coded housings and energy absorbers** — **Green for Leading Edge**

Use in a **variety of applications** from overhead to foot-level tie-off points, and where sharp edge hazards are a concern

**Stainless steel housing** and **galvanized lifeline** are built to last in some of the toughest environments

Uses **web technology** to provide a lightweight option for leading edge applications — reducing fatigue and increasing comfort!

## V-TEC EDGE® Cable PFL Ordering Information

| V-TEC EDGE Cable PFLs | | | | | | | | | |
|---|---|---|---|---|---|---|---|---|---|
| Part No. | Type | | Line Length | Line Type | Anchorage Connection | Harness Connection | Standards | | |
| | Single-leg | Twin-leg | | | | | ANSI | OSHA | CSA |
| VTLEG-021-PB-A | ■ | | 8 ft. (2.4 m) | Cable | 36C snaphook | Locking Pin | ■ | ■ | |
| VTLEG-022-PB-A | | ■ | 8 ft. (2.4 m) | Cable | 36C snaphooks | Locking Pin | ■ | ■ | |
| VTLEG-021-PF-A | ■ | | 8 ft. (2.4 m) | Cable | 36CL snaphook | Locking Pin | ■ | ■ | |
| VTLEG-022-PF-A | | ■ | 8 ft. (2.4 m) | Cable | 36CL snaphooks | Locking Pin | ■ | ■ | |
| VTLEG-021-PE-A | ■ | | 8 ft. (2.4 m) | Cable | 36CS snaphook | Locking Pin | ■ | ■ | |
| VTLEG-022-PE-A | | ■ | 8 ft. (2.4 m) | Cable | 36CS snaphooks | Locking Pin | ■ | ■ | |
| VTLEG-021-PA-A | ■ | | 8 ft. (2.4 m) | Cable | AL36CL snaphook | Locking Pin | ■ | ■ | |
| VTLEG-022-PA-A | | ■ | 8 ft. (2.4 m) | Cable | AL36CL snaphooks | Locking Pin | ■ | ■ | |
| VTLEG-021-PC-A | ■ | | 8 ft. (2.4 m) | Cable | aluminum triple action carabiner | Locking Pin | ■ | ■ | |
| VTLEG-022-PC-A | | ■ | 8 ft. (2.4 m) | Cable | aluminum triple action carabiner | Locking Pin | ■ | ■ | |
| VTLEG-021-PM-A | ■ | | 8 ft. (2.4 m) | Cable | 36CLS snaphook | Locking Pin | ■ | ■ | |
| VTLEG-022-PM-A | | ■ | 8 ft. (2.4 m) | Cable | 36CLS snaphooks | Locking Pin | ■ | ■ | |
| VTLEG-021-PB-C | ■ | | 8 ft. (2.4 m) | Cable | 36C snaphook | Locking Pin | | | ■ |
| VTLEG-022-PB-C | | ■ | 8 ft. (2.4 m) | Cable | 36C snaphooks | Locking Pin | | | ■ |
| VTLEG-021-PM-C | ■ | | 8 ft. (2.4 m) | Cable | 36CLS snaphook | Locking Pin | | | ■ |
| VTLEG-022-PM-C | | ■ | 8 ft. (2.4 m) | Cable | 36CLS snaphooks | Locking Pin | | | ■ |
| VTLEG-021-PE-C | ■ | | 8 ft. (2.4 m) | Cable | 36CS snaphook | Locking Pin | | | ■ |
| VTLEG-022-PE-C | | ■ | 8 ft. (2.4 m) | Cable | 36CS snaphooks | Locking Pin | | | ■ |
| VTLEG-021-PA-C | ■ | | 8 ft. (2.4 m) | Cable | AL36CL snaphook | Locking Pin | | | ■ |
| VTLEG-022-PA-C | | ■ | 8 ft. (2.4 m) | Cable | AL36CL snaphooks | Locking Pin | | | ■ |
| VTLEG-021-PC-C | ■ | | 8 ft. (2.4 m) | Cable | aluminum triple action carabiner | Locking Pin | | | ■ |
| VTLEG-022-PC-C | | ■ | 8 ft. (2.4 m) | Cable | aluminum triple action carabiner | Locking Pin | | | ■ |

## V-TEC EDGE® Web PFL Ordering Information

LEADING EDGE

| V-TEC EDGE Web PFLs | | | | | | | | | |
|---|---|---|---|---|---|---|---|---|---|
| Part No. | Type | | Line Length | Line Type | Anchorage Connection | Harness Connection | Standards | | |
| | Single-leg | Twin-leg | | | | | ANSI | OSHA | CSA |
| VTLEW-021-PB-A | ■ | | 8 ft. (2.4 m) | Web | 36C snaphook | Locking Pin | ■ | ■ | |
| VTLEW-022-PB-A | | ■ | 8 ft. (2.4 m) | Web | 36C snaphooks | Locking Pin | ■ | ■ | |
| VTLEW-021-PF-A | ■ | | 8 ft. (2.4 m) | Web | 36CL snaphook | Locking Pin | ■ | ■ | |
| VTLEW-022-PF-A | | ■ | 8 ft. (2.4 m) | Web | 36CL snaphooks | Locking Pin | ■ | ■ | |
| VTLEW-021-PE-A | ■ | | 8 ft. (2.4 m) | Web | 36CS snaphook | Locking Pin | ■ | ■ | |
| VTLEW-022-PE-A | | ■ | 8 ft. (2.4 m) | Web | 36CS snaphooks | Locking Pin | ■ | ■ | |
| VTLEW-021-PA-A | ■ | | 8 ft. (2.4 m) | Web | AL36CL snaphook | Locking Pin | ■ | ■ | |
| VTLEW-022-PA-A | | ■ | 8 ft. (2.4 m) | Web | AL36CL snaphooks | Locking Pin | ■ | ■ | |
| VTLEW-021-PC-A | ■ | | 8 ft. (2.4 m) | Web | aluminum triple action carabiner | Locking Pin | ■ | ■ | |
| VTLEW-022-PC-A | | ■ | 8 ft. (2.4 m) | Web | aluminum triple action carabiner | Locking Pin | ■ | ■ | |
| VTLEW-021-PJ-A | ■ | | 8 ft. (2.4 m) | Web | FP5K | Locking Pin | ■ | ■ | |
| VTLEW-022-PJ-A | | ■ | 8 ft. (2.4 m) | Web | FP5K | Locking Pin | ■ | ■ | |
| VTLEW-021-PM-A | ■ | | 8 ft. (2.4 m) | Web | 36CLS snaphook | Locking Pin | ■ | ■ | |
| VTLEW-022-PM-A | | ■ | 8 ft. (2.4 m) | Web | 36CLS snaphooks | Locking Pin | ■ | ■ | |
| VTLEW-021-PS-A | ■ | | 8 ft. (2.4 m) | Web | coated snaphook | Locking Pin | ■ | ■ | |
| VTLEW-022-PS-A | | ■ | 8 ft. (2.4 m) | Web | coated snaphook | Locking Pin | ■ | ■ | |
| VTLEW-021-PB-C | ■ | | 8 ft. (2.4 m) | Web | 36C snaphook | Locking Pin | | | ■ |
| VTLEW-022-PB-C | | ■ | 8 ft. (2.4 m) | Web | 36C snaphooks | Locking Pin | | | ■ |
| VTLEW-021-PF-C | ■ | | 8 ft. (2.4 m) | Web | 36CL snaphook | Locking Pin | | | ■ |
| VTLEW-022-PF-C | | ■ | 8 ft. (2.4 m) | Web | 36CL snaphooks | Locking Pin | | | ■ |
| VTLEW-021-PE-C | ■ | | 8 ft. (2.4 m) | Web | 36CS snaphook | Locking Pin | | | ■ |
| VTLEW-022-PE-C | | ■ | 8 ft. (2.4 m) | Web | 36CS snaphooks | Locking Pin | | | ■ |
| VTLEW-021-PA-C | ■ | | 8 ft. (2.4 m) | Web | AL36CL snaphook | Locking Pin | | | ■ |
| VTLEW-022-PA-C | | ■ | 8 ft. (2.4 m) | Web | AL36CL snaphooks | Locking Pin | | | ■ |
| VTLEW-021-PC-C | ■ | | 8 ft. (2.4 m) | Web | aluminum triple action carabiner | Locking Pin | | | ■ |
| VTLEW-022-PC-C | | ■ | 8 ft. (2.4 m) | Web | aluminum triple action carabiner | Locking Pin | | | ■ |
| VTLEW-021-PM-C | ■ | | 8 ft. (2.4 m) | Web | 36CLS snaphook | Locking Pin | | | ■ |
| VTLEW-022-PM-C | | ■ | 8 ft. (2.4 m) | Web | 36CLS snaphooks | Locking Pin | | | ■ |

LEADING EDGE

# V-TEC EDGE® Leading Edge Self-Retracting Lanyards (SRLs)

Specifically engineered and tested for use at foot-level tie-off, the V-TEC EDGE SRL meets ANSI Z359.14-2014 Leading Edge requirements.

- *Simplified selection*—the V-TEC EDGE SRL can be used in a variety of applications where sharp edge hazards are a concern.
- *Get to work faster*—Clear outer casing allows for quick visual inspection of internal components
- *Lower cost of ownership*—Integrated roll cage protects housing when used in foot-level tie off. Retraction dampening feature controls the life line speed, preventing unwanted damage and maximizing product life.
- *Reduce downtime*—Internal components like the cable and energy absorber can be replaced on site, reducing repair times.

## V-TEC EDGE® SRL Ordering Information

| V-TEC EDGE SRLs | | | | | | | |
|---|---|---|---|---|---|---|---|
| | | | | | Standards | | |
| Part No. | Line Length | Line Type | Anchorage Connection | Harness Connection | OSHA | ANSI | CSA |
| **63406-00A** | 20 ft. (6 m) | Galvanized Cable | 36CS Snaphook | Locking Pin | ■ | ■ | |
| **63410-00A** | 30 ft. (10 m) | Galvanized Cable | 36CS Snaphook | Locking Pin | ■ | ■ | |
| **63415-00A** | 50 ft. (15 m) | Galvanized Cable | 36CS Snaphook | Locking Pin | ■ | ■ | |
| **63406-00ACA** | 20 ft. (6 m) | Galvanized Cable | 36CS Snaphook | Locking Pin | | | ■ |
| **63410-00ACA** | 30 ft. (10 m) | Galvanized Cable | 36CS Snaphook | Locking Pin | | | ■ |
| **63415-00ACA** | 50 ft. (15 m) | Galvanized Cable | 36CS Snaphook | Locking Pin | | | ■ |

# V-SHOCK® Personal Fall Limiters (PFLs)

**LEADING EDGE**

*Single-leg*

## Color Coding & Iconography

Make product selection quick and easy



**Green Housing** *(Leading Edge)*

**Leading Edge Icon**

**Gray Housing** *(Non-Leading Edge)*

**Non-Leading Edge Icon**

## Dashboard Labels

Deliver critical information at a glance

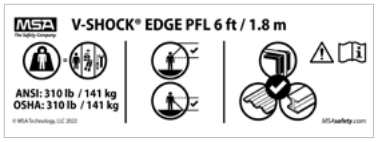


**Leading Edge Label**

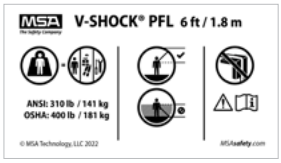


**Non-Leading Edge Label**

## Clearance Charts

Designed for ease of understanding

**Leading Edge Clearance Chart**

**Non-Leading Edge Clearance Chart**

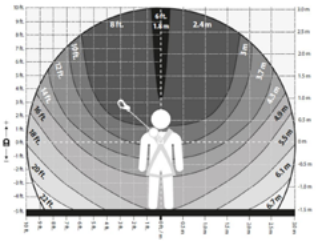

**NON-LEADING EDGE**

*Single-leg*

## Snap Hooks & Top Connectors

| Snaphooks | | | |
|---|---|---|---|
| | | | |
| 36C | 36CS | 36CL | AL36C |
| | | | |
| AL36CL | AL36CLS | ALTAKS | FP5K |
| **Top Connectors** | | | |
| | | | |
| Carabiner | Locking Pin Connector | Twin Link Clip | |

| Performance Specifications | |
|---|---|
| **Standards & Capacity*** | |
| ANSI Z359.14-2021 | 130-310 lb. (60-141 kg) |
| OSHA 1926.502 | 100-400 lb. (45-181 kg) |
| CSA Z259.2.2-17 | 130-310 lb. (60-141 kg) |
| **MAXIMUM Arrest Forces**** | |
| Peak | 1,029 lb. (470 kg) |
| Average | 800 lb. (366 kg) |

* *Both Non-Leading Edge and Lead Edge PFLs should only be utilized for overhead applications for weights between 310 lb. (141 kg) and 400 lb. (181 kg).*

** *For more information please refer to the Fall Clearance Charts included with your product.*

## V-SHOCK® Non-Leading Edge PFL Ordering Information

NON-LEADING EDGE

*Single-leg*



*Twin-leg*

*Single-leg Tie-back*

*Twin-leg Tie-back*

| V-SHOCK 6 ft. (1.8 m) Non-Leading Edge Web PFL — ANSI | | | |
|---|---|---|---|
| **Part Number** | **Type** | **Single/Twin** | **Snaphook** |
| **VSOHW-011-NB-A** | V-SHOCK | Single | 36C |
| **VSOHW-011-NE-A** | V-SHOCK | Single | 36CS |
| **VSOHW-011-NF-A** | V-SHOCK | Single | 36CL |
| **VSOHW-011-NG-A** | V-SHOCK | Single | AL36C |
| **VSOHW-011-NA-A** | V-SHOCK | Single | AL36CL |
| **VSOHW-011-NH-A** | V-SHOCK | Single | AL36CLS |
| **VSOHW-011-NC-A** | V-SHOCK | Single | ALTAKS |
| **VSOHW-011-NJ-O-TB** | V-SHOCK Tie-Back | Single | FP5K |
| **VSOHW-012-QB-A** | V-SHOCK | Twin | 36C |
| **VSOHW-012-QE-A** | V-SHOCK | Twin | 36CS |
| **VSOHW-012-QF-A** | V-SHOCK | Twin | 36CL |
| **VSOHW-012-QA-A** | V-SHOCK | Twin | AL36CL |
| **VSOHW-012-QH-A** | V-SHOCK | Twin | AL36CLS |
| **VSOHW-012-QC-A** | V-SHOCK | Twin | ALTAKS |
| **VSOHW-012-QJ-O-TB** | V-SHOCK Tie-Back | Twin | FP5K |

| V-SHOCK 10 ft. (3 m) Non-Leading Edge Web PFL — ANSI | | | |
|---|---|---|---|
| **Part Number** | **Type** | **Single/Twin** | **Snaphook** |
| **VSOHW-031-NB-A** | V-SHOCK | Single | 36C |
| **VSOHW-031-NE-A** | V-SHOCK | Single | 36CS |
| **VSOHW-031-NF-A** | V-SHOCK | Single | 36CL |
| **VSOHW-031-NG-A** | V-SHOCK | Single | AL36C |
| **VSOHW-031-NA-A** | V-SHOCK | Single | AL36CL |
| **VSOHW-031-NC-A** | V-SHOCK | Single | ALTAKS |
| **VSOHW-031-NJ-O-TB** | V-SHOCK Tie-Back | Single | FP5K |
| **VSOHW-032-QE-A** | V-SHOCK | Twin | 36CS |
| **VSOHW-032-QF-A** | V-SHOCK | Twin | 36CL |
| **VSOHW-032-QA-A** | V-SHOCK | Twin | AL36CL |
| **VSOHW-032-QH-A** | V-SHOCK | Twin | AL36CLS |
| **VSOHW-032-QJ-O-TB** | V-SHOCK Tie-Back | Twin | FP5K |

| V-SHOCK 6 ft. (1.8 m) Non-Leading Edge Web PFL — CSA | | | |
|---|---|---|---|
| **Part Number** | **Type** | **Single/Twin** | **Snaphook** |
| **VSOHW-011-NA-C** | V-SHOCK | Single | AL36CL-C |
| **VSOHW-011-NB-C** | V-SHOCK | Single | 36C-C |
| **VSOHW-011-NC-C** | V-SHOCK | Single | ALTAKS-C |
| **VSOHW-011-NE-C** | V-SHOCK | Single | 36CS-C |
| **VSOHW-011-NH-C** | V-SHOCK | Single | AL36CLS-C |
| **VSOHW-011-NM-C** | V-SHOCK | Single | 36CLS-C |
| **VSOHW-012-QA-C** | V-SHOCK | Twin | AL36CL-C |
| **VSOHW-012-QB-C** | V-SHOCK | Twin | 36C-C |
| **VSOHW-012-QC-C** | V-SHOCK | Twin | ALTAKS-C |
| **VSOHW-012-QE-C** | V-SHOCK | Twin | 36CS-C |
| **VSOHW-012-QH-C** | V-SHOCK | Twin | AL36CLS-C |
| **VSOHW-012-QM-C** | V-SHOCK | Twin | 36CLS-C |

| V-SHOCK 8 ft. (2.5 m) Non-Leading Edge Web PFL — CSA | | | |
|---|---|---|---|
| **Part Number** | **Type** | **Single/Twin** | **Snaphook** |
| **VSOHW-021-NA-C** | V-SHOCK | Single | AL36CL-C |
| **VSOHW-021-NB-C** | V-SHOCK | Single | 36C-C |
| **VSOHW-021-NC-C** | V-SHOCK | Single | ALTAKS-C |
| **VSOHW-021-NE-C** | V-SHOCK | Single | 36CS-C |
| **VSOHW-021-NG-C** | V-SHOCK | Single | AL36C-C |
| **VSOHW-021-NM-C** | V-SHOCK | Single | 36CLS-C |
| **VSOHW-022-QA-C** | V-SHOCK | Twin | AL36CL-C |
| **VSOHW-022-QE-C** | V-SHOCK | Twin | 36CS-C |
| **VSOHW-022-QH-C** | V-SHOCK | Twin | AL36CLS-C |
| **VSOHW-022-QM-C** | V-SHOCK | Twin | 36CLS-C |

## V-SHOCK® Leading Edge PFL Ordering Information

LEADING EDGE



*Single-leg*

*Twin-leg*

*Single-leg Tie-back*

*Twin-leg Tie-back*

| V-SHOCK Edge 6 ft. (1.8 m) Leading Edge Web PFL — ANSI | | | |
|---|---|---|---|
| **Part Number** | **Type** | **Single/Twin** | **Snaphook** |
| **VSLEW-011-PB-A** | V-SHOCK Edge | Single | 36C |
| **VSLEW-011-PE-A** | V-SHOCK Edge | Single | 36CS |
| **VSLEW-011-PF-A** | V-SHOCK Edge | Single | 36CL |
| **VSLEW-011-PA-A** | V-SHOCK Edge | Single | AL36CL |
| **VSLEW-011-PJ-A-TB** | V-SHOCK Edge Tie-Back Edge | Single | FP5K |
| **VSLEW-012-PB-A** | V-SHOCK Edge | Twin | 36C |
| **VSLEW-012-PE-A** | V-SHOCK Edge | Twin | 36CS |
| **VSLEW-012-PF-A** | V-SHOCK Edge | Twin | 36CL |
| **VSLEW-012-PA-A** | V-SHOCK Edge | Twin | AL36CL |
| **VSLEW-012-PH-A** | V-SHOCK Edge | Twin | AL36CLS |
| **VSLEW-012-PC-A** | V-SHOCK Edge | Twin | ALTAKS |
| **VSLEW-012-PJ-A-TB** | V-SHOCK Edge Tie-Back Edge | Twin | FP5K |

| V-SHOCK Edge 10 ft. (3 m) Leading Edge Web PFL — ANSI | | | |
|---|---|---|---|
| **Part Number** | **Type** | **Single/Twin** | **Snaphook** |
| **VSLEW-031-PB-A** | V-SHOCK Edge | Single | 36C |
| **VSLEW-031-PE-A** | V-SHOCK Edge | Single | 36CS |
| **VSLEW-031-PF-A** | V-SHOCK Edge | Single | 36CL |
| **VSLEW-031-PA-A** | V-SHOCK Edge | Single | AL36CL |
| **VSLEW-031-PJ-A-TB** | V-SHOCK Edge Tie-Back Edge | Single | FP5K |
| **VSLEW-032-PB-A** | V-SHOCK Edge | Twin | 36C |
| **VSLEW-032-PE-A** | V-SHOCK Edge | Twin | 36CS |
| **VSLEW-032-PF-A** | V-SHOCK Edge | Twin | 36CL |
| **VSLEW-032-PA-A** | V-SHOCK Edge | Twin | AL36CL |
| **VSLEW-032-PH-A** | V-SHOCK Edge | Twin | AL36CLS |
| **VSLEW-032-PJ-A-TB** | V-SHOCK Edge Tie-Back Edge | Twin | FP5K |

| V-SHOCK Edge 6 ft. (1.8 m) Leading Edge Web PFL — CSA | | | |
|---|---|---|---|
| **Part Number** | **Type** | **Single/Twin** | **Snaphook** |
| **VSLEW-011-PM-C** | V-SHOCK Edge | Single | 36CLS-C |
| **VSLEW-011-PE-C** | V-SHOCK Edge | Single | 36CS-C |
| **VSLEW-011-PA-C** | V-SHOCK Edge | Single | AL36CL-C |
| **VSLEW-012-PM-C** | V-SHOCK Edge | Twin | 36CLS-C |
| **VSLEW-012-PE-C** | V-SHOCK Edge | Twin | 36CS-C |
| **VSLEW-012-PA-C** | V-SHOCK Edge | Twin | AL36CL-C |
| **VSLEW-012-PH-C** | V-SHOCK Edge | Twin | AL36CLS-C |
| **VSLEW-012-PC-C** | V-SHOCK Edge | Twin | ALTAKS-C |

| V-SHOCK Edge 8 ft. (2.5 m) Leading Edge Web PFL — CSA | | | |
|---|---|---|---|
| **Part Number** | **Type** | **Single/Twin** | **Snaphook** |
| **VSLEW-021-PA-C** | V-SHOCK Edge | Single | AL36CL-C |
| **VSLEW-021-PE-C** | V-SHOCK Edge | Single | 36CS-C |
| **VSLEW-021-PM-C** | V-SHOCK Edge | Single | 36CLS-C |
| **VSLEW-022-PE-C** | V-SHOCK Edge | Twin | 36CS-C |
| **VSLEW-022-PA-C** | V-SHOCK Edge | Twin | AL36CL-C |
| **VSLEW-022-PH-C** | V-SHOCK Edge | Twin | AL36CLS-C |
| **VSLEW-022-PM-C** | V-SHOCK Edge | Twin | 36CLS-C |

The Safety Company

# V-SHOCK® Self-Retracting Lanyards (SRLs)

LEADING EDGE

20 ft.

30 ft.

| V-SHOCK Edge Leading Edge Galvanized Steel Cable SRL — ANSI | | | |
|---|---|---|---|
| **Part Number** | **Type** | **Length** | **Snaphook** |
| **VSLEG-061-NE-A** | V-SHOCK Edge | 20 ft. (6 m) | 36CS |
| **VSLEG-101-NE-A** | V-SHOCK Edge | 30 ft. (10 m) | 36CS |
| **VSLEG-151-NE-A** | V-SHOCK Edge | 50 ft. (15 m) | 36CS |

| V-SHOCK Edge Leading Edge Galvanized Steel Cable SRL — CSA | | | |
|---|---|---|---|
| **Part Number** | **Type** | **Length** | **Snaphook** |
| **VSLEG-061-NE-C** | V-SHOCK Edge | 20 ft. (6 m) | 36CS-C |
| **VSLEG-101-NE-C** | V-SHOCK Edge | 30 ft. (10 m) | 36CS-C |
| **VSLEG-151-NE-C** | V-SHOCK Edge | 50 ft. (15 m) | 36CS-C |

Note: This Bulletin contains only a general description of the products shown. While product uses and performance capabilities are generally described, the products shall not, under any circumstances, be used by untrained or unqualified individuals. The products shall not be used until the product instructions/user manual, which contains detailed information concerning the proper use and care of the products, including any warnings or cautions, have been thoroughly read and understood. Specifications are subject to change without prior notice. MSA is a registered trademark of MSA Technology, LLC in the US, Europe, and other Countries. For all other trademarks visit *https://us.msasafety.com/Trademarks*.

MSA operates in over 40 countries worldwide. To find an MSA office near you, please visit ***MSAsafety.com/offices***.

**2300-306-MC / 04.2026**
© MSA 2026